


TEAM PRIME TIME'S
2022-23
art
PORTFOLIO

FEATURING...
All-Site Projects
Site-Based Projects
"We Can Build That"
"Mystery Art Box Challenge"



teamprimetime.org

Anime Character Project - Martin, Payne P-8 STEAM Academy

STEAM ACADEMY

Our goal again this year was to unite our sites through art. We accomplished this by establishing a virtual art studio and rotating our specialists between locations so that all students benefit from their expertise. This collaborative approach led to many exciting initiatives, including all-site projects, site-based projects, collaborative projects and, of course, the Mystery Art Box Challenge.

All-Site Projects

Monthly projects that focused on a variety of art forms and techniques so that each site can benefit from the talents of our collective Art Team.

Site-Based Projects

Each site created art based on the art instructor's professional skills and the students eagerness to learn new techniques.

STEAM Team Challenge


"We Can Build That" Monthly, students worked together to build a structure or building out of one material and one adhesive of their choice.

Mystery Art Box Challenge

The MABC is the monthly, inter-site competition that inspired more students to participate in the Art Academy than ever before. Each school receives one box of identical, mystery art supplies, one theme and one hour to create a masterpiece. The students must incorporate all items from the box.



Anime Character Project By
Martin - Payne ES



Pablo Picasso Artwork
By Oak Street ES



WCBT - Ferris Wheel
By Frank D. Parent ES



MABC - Chess Board
By Hudnall ES



Site-Based Projects

Photography
By Payne Elementary School

Subject Project
Students picked different subjects for their photographs and played with lighting and color.



Site-Based Projects

3D Printing By Sotomayor ASM

Students used a program called Tinkercad to build 3D designs and printed them using a 3D printer.



Site-Based Projects

3D Printing By Webster Middle School

Students used a program called Tinkercad to build 3D designs and printed them using a 3D printer.



Site-Based Projects

Chalk Artwork By Webster Middle School


Alien Invasion Project
Students played with false perspective to imagine Earth with giant skyscrapers.



Site-Based Projects

Acrylic Paintings By Centinela Elementary School

Sunset Project
Using a variety of colors, students painted beautiful sunsets.



Site-Based Projects

Anime By Crozier Middle School


Anime Character Project
Students created their own fan art for their favorite anime characters.



Site-Based Projects

Self Portraits By Centinela Elementary School

Students created self portraits displaying their favorite clothes and hobbies.



Site-Based Projects

“School Mood” By Ella, 5th Grade Highland Elementary School

Pencil Sketching Project

Students used only pencils to create characters. They worked on shading and different etching.



Site-Based Projects

Crochet By Highland Elementary School

Students learned how to crochet with weaving tools. They made hats, scarves and other items. The students enjoyed giving them out as gifts.



Site-Based Projects

Variety of Pablo Picasso Inspired Art By Oak Street Elementary School

Students learned about Pablo Picasso and studied his unique paintings. They created their own pieces based on what enjoyed about his artwork.



Site-Based Projects

Spray Chalk By Oak Street Elementary School

Valentine's Day Project
Students enjoyed working outside and using spray chalk to create negative space for their Valentine's Day hearts.



Site-Based Projects

Three Color Challenge
By Frank D. Parent Elementary School

Students got creative using only three colors to work with.



All-Site Projects

Variety of Tote Bag Designs By Parent Elementary School


Students designed their own tote bags with a variety of fabric paint and pens.



Site-Based Projects

Clay Sculptures By Payne Elementary School

Students molded and sculpted clay creatures. They were put on display at Payne Elementary Museum and Tournament Event.



Site-Based Projects

Character Sketching By Payne Elementary School

Students practiced sketching characters they knew from popular movies and television shows.



Site-Based Projects

Resin Jewelry and Pens By Sotomayor ASM

Resin Project
Students learned the art of resin and made key chains, pens, pendants and more in a wide range of dyes and glitters.



Site-Based Projects

Paint and Sip Canvas
By Woodworth-Monroe Elementary
School

Students hosted a Paint and Sip class and art show in the Fall.



Site-Based Projects

Graffiti Art
By Sotomayor ASM

Urban Art Project
Students studied and tested spray paint techniques to create one of a kind piece.



Site-Based Projects

Clay Ornaments By Hudnall Elementary School

Ornament Decorating Project
Instead of using paint, students used clay to create these bold and wonderful ornaments.



Site-Based Projects

Fashion Design By Emerson CC Middle School

Graphic Design Project
Students used a program called Design Space and a cutting machine called a Cricut to design these iron on decals.



Site-Based Projects

Fashion Design By Oak Street Elementary School

Bleach Shirts Project
Students used bleach to stain shirts and made customized designs.



**STEAM
TEAM
CHALLENGE**

**We Can Build That...
Golden Gate Bridge
By Webster Middle School**


October's Challenge
Webster Middle School made the bridge out of craft sticks
pipe cleaners and hot glue.



STEAM TEAM CHALLENGE

**We Can Build That...
Life-Size Zoo Animal
By MDR Middle School**

December's Challenge
MDR Middle School made a toucan out of cardboard, feathers
and hot glue.



STEAM TEAM CHALLENGE

**We Can Build That...
Life-Size Zoo Animal
By Webster Middle School**

December's Challenge
Webster Middle School made a giraffe out of balloons,
streamers and glue dots.



STEAM TEAM CHALLENGE

**We Can Build That...
Life-Size Zoo Animal
By Westminster Elementary School**


December's Challenge
Westminster Elementary School made a penguin out of cardboard, felt and glue.



STEAM TEAM CHALLENGE

**We Can Build That...
Ferris Wheel
By City School**

February's Challenge
City School made a ferris wheel out of popsicle sticks, clay
and hot glue.



STEAM TEAM CHALLENGE

**We Can Build That...
Ferris Wheel Animal
By Frank D. Parent Elementary School**

February's Challenge
Frank D. Parent Elementary School made a ferris wheel out of
popsicle sticks, ribbon and hot glue.



**STEAM
TEAM
CHALLENGE**

We Can Build That...
School Mascot
By Centinela Elementary School

March's Challenge
Centinela Elementary School made a bear out of cardboard,
paint and hot glue.



STEAM TEAM CHALLENGE

**We Can Build That...
School Mascot
By MDR Middle School**

March's Challenge
MDR Middle School made a trident out of cardboard, foam and hot glue.



**STEAM
TEAM
CHALLENGE**

We Can Build That...
State of California
By Oak Street Elementary School

April's Challenge
Oak Street Elementary School made California out of cardboard, yarn and hot glue.



**STEAM
TEAM
CHALLENGE**

We Can Build That...

State of California

By Westminster Elementary School

April's Challenge

Westminster Elementary School made California out of beads, gummy bears and hot glue.



**STEAM
TEAM
CHALLENGE**

We Can Build That...

State of California

By Bennett-Kew Elementary School

April's Challenge

Bennett-Kew Elementary School made California out of cardboard, beads and hot glue.



**STEAM
TEAM
CHALLENGE**

We Can Build That...
State of California
By Emerson CC Middle School

April's Challenge
Emerson CC Middle School made California out of beads,
cardboard and hot glue.



STEAM TEAM CHALLENGE

We Can Build That...
State of California
By MDR Middle School

April's Challenge
MDR School made California out of cardboard, string and hot glue.



All-Site Projects

“Cat” By Sophia, 6th Grade Webster Middle School

Paper Mola Animal Project

The Mola or Molas is a hand-made textile that forms part of the traditional women’s clothing of the Guna people from Panamá and Colombia, South America. The students used construction paper to create an animal.




All-Site Projects

“Sally” By Taniyah, 6th Grade Highland Elementary School

Sugar Skull Project

Students learned about Day of the Dead and celebrated by creating their own sugar skull.



All-Site Projects

“Turtle” By Adriane, 4th Grade WGAM

Paper Mola Animal Project

The Mola or Molas is a hand-made textile that forms part of the traditional women’s clothing of the Guna people from Panamá and Colombia, South America. The students used construction paper to create an animal.



All-Site Projects

Variety of Painted Masks By Palms Middle School

Mask Design Project
Students designed their own unique masks while using the same basic materials.



All-Site Projects

**“Elephant” By Tai, 7th Grade
Emerson CC Middle School**

Perler Bead Project

Students were asked to create animals using only Perler Beads.



All-Site Projects

Variety of Clay Creatures By Crozier Middle School

Clay Creature Project
Students molded imaginary characters out of clay.



PEARL
4TH GRADE

All-Site Projects

“Sparkle” By Pearl, 4th Grade WGAM

Ornament Project

Students decorated an ornament with any art medium. This reindeer was made with acrylic paint and air dry clay.



All-Site Projects

**“Piggy” By Cailyn 7th Grade
Oak Street Elementary School**

Clay Creature Project
Students molded imaginary characters out of clay.



All-Site Projects

“Sea Turtle Life” By Sophia, 6th Grade
Webster Middle School

Pointillism Project

Pointillism is a technique of painting in which small, distinct dots of color are applied in patterns to form an image.



All-Site Projects

**“The Gold Monkey” By Nevaeh, 5th
Grade - Hudnall Elementary School**

Clay Creature Project
Students molded imaginary characters out of clay.



All-Site Projects

“Ocean Whales” By Elijah, 6th Grade Centinela Elementary School

Pointillism Project


Pointillism is a technique of painting in which small, distinct dots of color are applied in patterns to form an image.



All-Site Projects

Variety of Positive and Negative Space Art By Webster Middle School

Positive and Negative Space Project
Students played with the concept of negative space to make their design pop off the page.



All-Site Projects

“Ocean Power” By Amani, 7th Grade
Frank D. Parent Elementary School

Scratch Art Project

Students made their own scratch paper. They covered a white piece of paper with a crayon design and painted it over with acrylic paint. Once dried, they scratched a design with chopsticks and toothpicks.



All-Site Projects

“Princess” By Sukhari, 7th Grade
Emerson CC Middle School

Tote Bag Design Project
Students used fabric pens and paint to customized their own bag.



All-Site Projects

**“Sailor Moon” By Jolene, 5th Grade
Oak Street ES**

Anime Character Design Project

Students created fan art of popular anime characters from film and television.



All-Site Projects

“Action Shot” By Ezra, 6th Grade
Emerson CC Middle School

Anime Character Design Project
Students created fan art of popular anime characters from
film and television.



All-Site Projects

**“Dragon Ball Super” By Chase, 7th
Grade - Oak Street ES**

Anime Character Design Project
Students created fan art of popular anime characters from
film and television.



All-Site Projects

**“Action Shot” By Symphany, 7th
Grade - City School**

Anime Character Design Project
Students created fan art of popular anime characters from
film and television.



All-Site Projects

By Princeton, 5th Grade
Bennett-Kew Elementary School

Cubism Project

Students learned about cubism and how to make a painting or mask using simple geometric shapes and interlocking planes.



All-Site Projects

“Action Shot” By Martin, 7th Grade Payne Elementary School

Cubism Project

Students learned about cubism and how to make a painting or mask using simple geometric shapes and interlocking planes.



All-Site Projects

**By Shalome, 8th Grade
Emerson CC Middle School**

Drawstring Bag Design Project
Students used fabric pens and paint to customized their own bag.



All-Site Projects

“Wizard Powers” By Richelle, 5th Grade - Highland Elementary School

Drawstring Bag Design Project
Students used fabric pens and paint to customized their own bag.




All-Site Projects

By Celine and Rumi, 4th Grade
Emerson CC Middle School

3D Perler Bead Sculpture Project

Students elevated their Perler Bead designs with three dimensions— length, width and height.





All-Site Projects

“Brothers” By Sukhari, 7th Grade Emerson CC Middle School

3D Perler Bead Sculpture Project

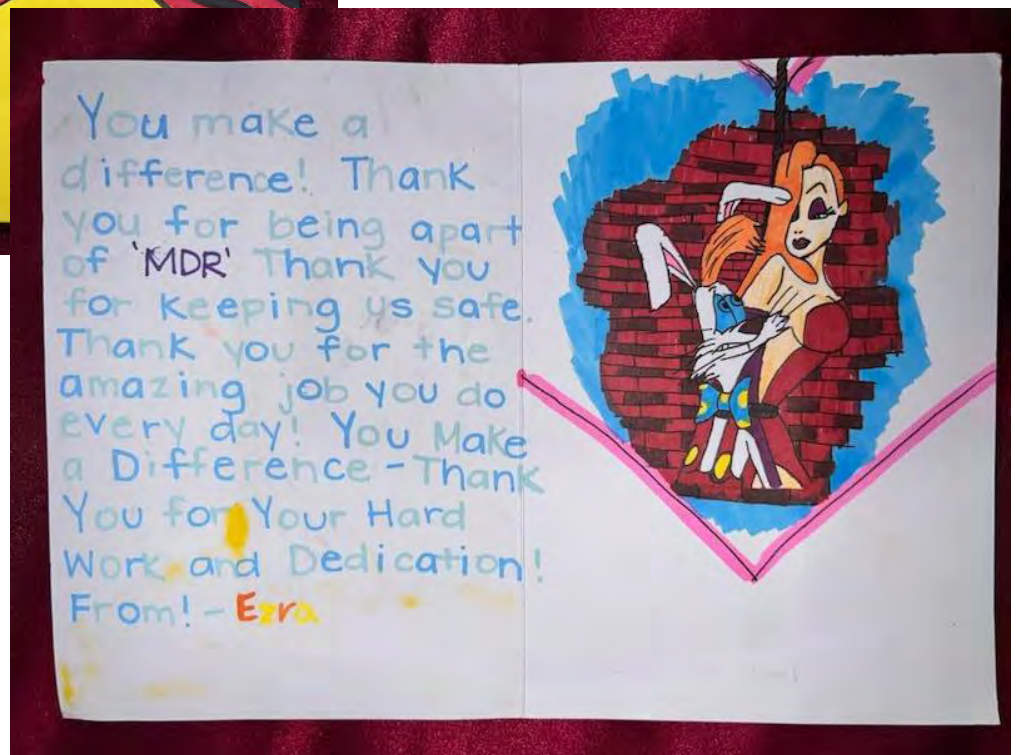
Students elevated their Perler Bead designs with three dimensions— length, width and height.



All-Site Projects

By Richelle, 5th Grade
Highland Elementary School

Thank You Card Design Project
In May, students were asked to design thank you cards for people that made their school year special.



All-Site Projects

By Ezra, 6th Grade
MDR Middle School


Thank You Card Design Project
In May, students were asked to design thank you cards for people that made their school year special.



**Mystery
Art Box
Challenge**

**“Friends of Justice”
By Webster Middle School**

October Challenge Theme: Super Heroes
Mystery Art Items: Wooden Tray, Air Dry Clay, Black and White
Paint, Colorful Clay and Model Magic.



Mystery Art Box Challenge

“Unity”

By Frank D. Parent Elementary School

December Challenge Theme: Coming Together - Team
Mystery Art Items: Table Cloth and Glow in the Dark paint,
tape and string.



Mystery Art Box Challenge

“Creeper Alert” By Westminster Elementary School

February Challenge Theme: Minecraft
Mystery Art Items: Paint, Giant Connect Four Board and
Game Pieces.



Mystery Art Box Challenge

“Steve and Alex, All In!”
By Webster Middle School

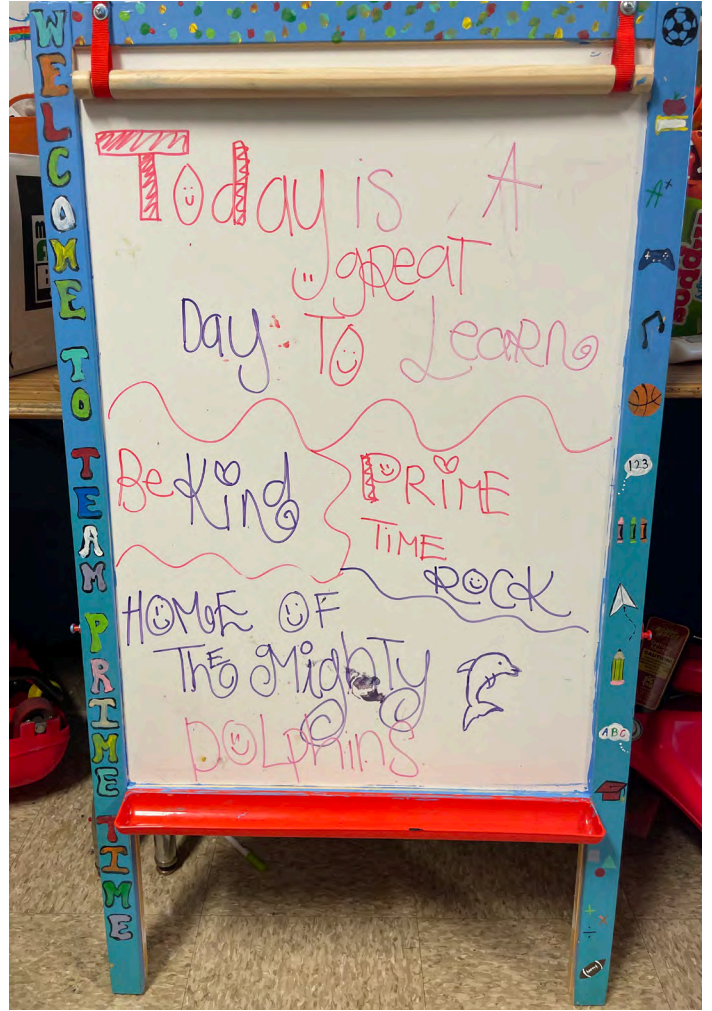

February Challenge Theme: Minecraft
Mystery Art Items: Paint, Giant Connect Four Board and Game Pieces.



Mystery Art Box Challenge

“Halloween”
By MDR Middle School

April Challenge Theme: Holidays
Mystery Art Items: Nothing but Legos!



Mystery Art Box Challenge

“Great Day To Learn!”
By WGAM

September Challenge Theme: TPT Welcome Sign
Mystery Art Items: Paint and Easel.



Mystery Art Box Challenge

“Spring Time”

By Westminster Elementary School

May Challenge Theme: Spring

Mystery Art Items: Paint, Chess Board and Pieces.



Mystery Art Box Challenge

“May Flowers” By Palms Middle School

May Challenge Theme: Spring
Mystery Art Items: Paint, Chess Board and Pieces.

Team Prime Time would like to thank those in the community who continue to make sure our students can find their voice through the arts:

Cindy Simon, TPT Patroness of the Arts

SHARE, Inc.

Johnny Carson Foundation

Loyola Marymount University



Thank You Card Design By Westminster Elementary School



**TEAM PRIME TIME'S
2022-23
art
PORTFOLIO**

Team_Prime_Time



Team Prime Time



@TeamPrimeTimeLA



teamprimetime.org

Acrylic Pour Canvas By Oak Street TK-8 School