



TEAM PRIME TIME'S
2023-24
art
PORTFOLIO

FEATURING...
All-Site Projects
Site-Based Projects
"We Can Build That"
"Mystery Art Box Challenge"

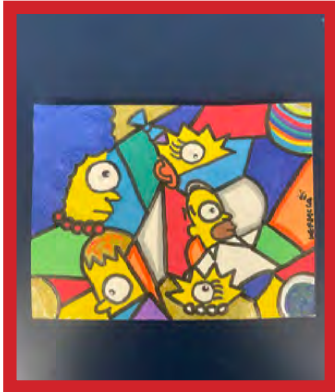
teamprimetime.org

Clipboard Art Design Project
Andrew, Bennett-Kew P-8 Leadership Academy of Excellence


STEAM

CHALLENGES AND PROJECTS

Our goal again this year was to unite our sites through art. We accomplished this by establishing a virtual art studio and rotating our specialists between locations so that all students benefit from their expertise. This collaborative approach led to many exciting initiatives, including all-site projects, site-based projects, collaborative projects and, of course, the Mystery Art Box Challenge.




Cubism Project
By Ja'lynn - Parent



Sewing
At Hudnall



WCBT - Skyscraper
Twin Towers By Bennett-Kew



MABC Theme - Favorite
Children's Book By Riverside

All-Site Projects

Monthly projects that focused on a variety of art forms and techniques so that each site can benefit from the talents of our collective Art Team.

Site-Based Projects

Each site created art based on the art instructor's professional skills and the students eagerness to learn new techniques.

STEAM Team Challenge

"We Can Build That" Monthly, students worked together to build a structure or building out of one material and one adhesive of their choice.

Mystery Art Box Challenge

The MABC is the monthly, inter-site competition that inspired more students to participate in the Art Academy than ever before. Each school receives one box of identical, mystery art supplies, one theme and one hour to create a masterpiece. The students must incorporate all items from the box.

Art Projects For 2023-24 Year

SEPT

School Mascot Artwork (Any Art Medium)
 Paper Mola Art
 Design a Pencil Bag




OCT

Mask Contest
 Sugar Skulls
 School Landscape Artwork (Any Art Medium)



**NOV
 DEC**

Costume Design - Heroes and Villains
 Thank You / Holiday Card Design
 Ornament Decoration
 Perler Beads - Cartoons




**JAN
 FEB**

Clay Creature
 Cubism
 Watercolor - Rain Forest
 Tote Bag Design



MAR

Agamographs
 Anime Character Design (Any Art Medium)
 Positive and Negative Space Art
 Pipe Cleaner Sculpture - Animals



**APR
 MAY**

3D Perler Beads
 Drawstring Bag Design
 DIY Sun Catchers
 Clipboard Design - Spring



JUNE

Thank You Cards





We Can Build




A Team Prime Time
Monthly S.T.E.A.M. Challenge


Students work as a team to design and build a different building or structure each month with two building materials and one adhesive of their choice.



**Skyscraper
Burj Khalifa
Made with
Cardboard, Wooden
Sticks and Hot Glue
By LACES**



**Dinosaur
Dilophosaurus
Made with
Cardboard, Pipe
Cleaners and Hot
Glue
By Parent**



**Playground Model
Made with
Cardboard, Popsicle Sticks and
Hot Glue
By Centinela**



**Earth
Made with
Foam, Sticks and Hot
Glue
By Crozier**



**Castle
Made with
Cardboard, Foam and Hot
Glue
By Centinela**



**Dinosaur
Pterodactyl
Made with
Cardboard, Foil Paper and
Hot Glue
By Emerson**

September 2023 Challenge

Build a Playground Model

October 2023 Challenge

Build Planet Earth

Nov / Dec 2023 Challenge

Build a Spaceship

Jan / Feb 2024 Challenge

Build a Skyscraper

March 2024 Challenge

Build a Dinosaur

April / May 2024 Challenge

Build a Castle



Team Prime Time's Mystery Art Box Challenge started in the fall of 2017. It's a monthly, inter-site competition that includes all Team Prime Time after school program locations. Each school receives one box of identical, mystery art supplies, one theme and one hour to create a masterpiece. The students incorporated all the items from the box.

The winning school received a pizza party. They also got to pick the theme for the next month and one item for the box.



September Challenge
Giant Tic Tac Toe Board
Theme: Friendship
By Centinela



December Challenge
Nesting Boxes
Theme - K-Pop
By Crozier Middle School



Jan / Feb Challenge
Costume Design
Theme - Disney
By Colfax

Functional Art

Since last year, our goal was to make projects that would have a second life at the site after the challenge either by beautifying the school or being used for its function. For example, we decorated chairs, tables, easels and a variety of games.



October Challenge
2 Chairs and 1 Table
Theme - Popular Children's Book
By Palms and Riverside



Jan / Feb Challenge - Costume Design
Theme - Disney
By Centinela



Site-Based Projects

Balloon Art
By Highland TK-6 Elementary School
and Oak Street TK-8 School

The students enjoyed researching techniques and teaching one another how to create delicate art pieces out of balloons.



Site-Based Projects

Face Painting and Henna

By Frank D. Parent TK-8 School, Payne P-8 STEAM Academy and Highland TK-6 Elementary School


Students were fascinated by the Indian tradition of Henna and the intricate patterns we see today. For face painting, students enjoyed practicing during Halloween time and other school events.



Site-Based Projects

Nail and Hair Art
By Highland TK-6 Elementary School , Woodworth-Monroe TK-8 Academy, Emerson CCMS and La Tijera Academy of Excellence TK-8 School

Nail and Hair Art is an ever growing activity. Students worked on their own nails and hair or other's to create trendy looks. It's a relaxing art and the students loved sharing their skills and designs with one another.



Site-Based Projects

Origami Boats By Westminster ES

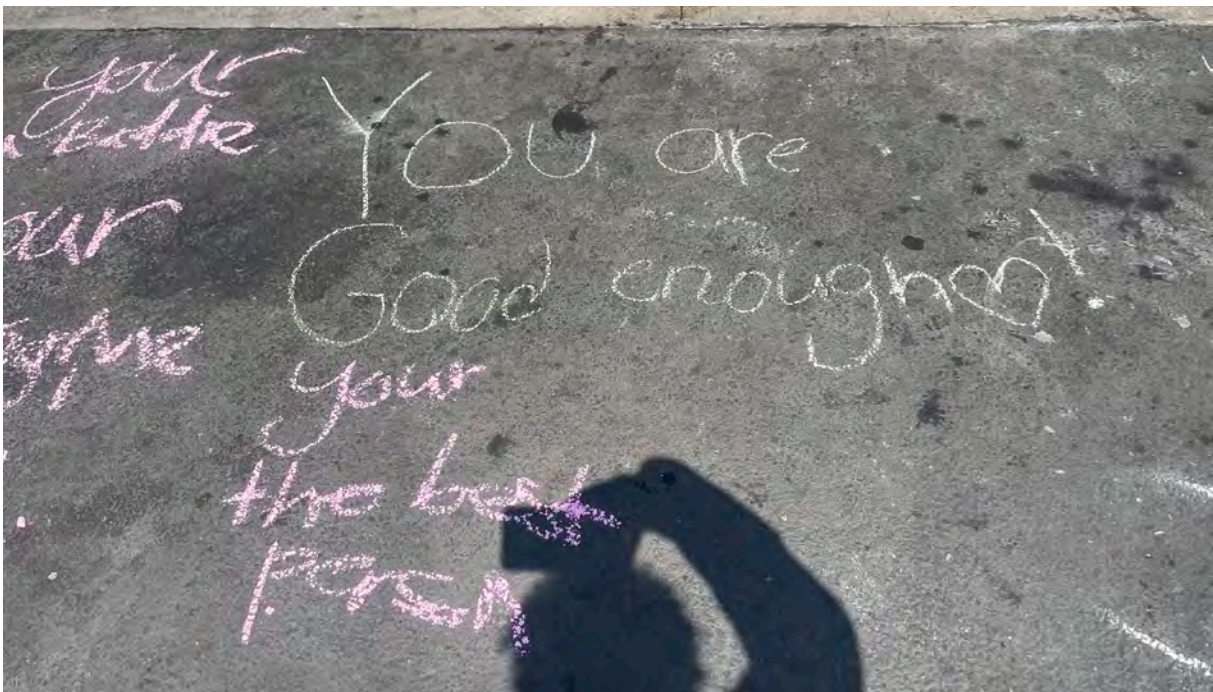
Students learned the delicate art of origami. They continued the fun by seeing if their boats would float in water.



Site-Based Projects

Acrylic Paintings By Webster MS

Independent Projects
Students created a variety of artwork on canvas.



Site-Based Projects

Inspirational Chalk Art By Oak Street TK-8 School

Students wanted to leave friendly, encouraging messages to people at the school with this fun chalk project.



Site-Based Projects

Sewing Projects By Hudnall TK-6 Elementary School

Learning how to sew was a useful life skill for the students to study. They learned the basics and were able to create unique, personalized handbags and other projects. The handbags were the students' favorite.



Site-Based Projects

Leaf Art

By Oak Street TK-8 School

Students gave fallen leaves a new life in these nature inspired pieces in the Fall.



Site-Based Projects

Perler Bead Art By WGAM

Perler Bead Art was a relaxing way for students to unwind and create intricate artworks. They were able to turn them into key chains and decorate their backpacks.



Site-Based Projects

Halloween Ghost Hats By LACES

Students got into the Halloween spirit and created spooky hats with glue and cheesecloth.



Site-Based Projects

Paint and Sip Event At Oak Street TK-8 School

Students enjoyed the festive event that featured projects from the art and cooking clubs.



Site-Based Projects

Picasso Art By Riverside Drive Charter School

Students learned about Pablo Picasso and studied his unique paintings. They created their own pieces based on what they enjoyed about his artwork.



Site-Based Projects

Sunset Paintings At Riverside Drive Charter School

Using a variety of colors, students painted beautiful sunsets.



All-Site Projects

By Richelle, 7th Grade
Highland TK-6 Elementary School

Students celebrated their school spirit by creating a school mascot art piece.



All-Site Projects

By Saniyah, 8th Grade
Crozier Middle School

Paper Mola Animal Project

The Mola or Molas is a hand-made textile that forms part of the traditional women's clothing of the Guna people from Panamá and Colombia, South America. The students used construction paper to create an animal.



All-Site Projects

Collection of Paper Mola Art - Animals By Marina Del Rey MS

Paper Mola Animal Project

The Mola or Molas is a hand-made textile that forms part of the traditional women's clothing of the Guna people from Panamá and Colombia, South America. The students used construction paper to create an animal.



All-Site Projects

By Jai'lynn, 8th Grade
Frank D. Parent TK-8 School

Pencil Case Design

Students used fabric pens and paint to customize their own pencil bag.



All-Site Projects

By Aylin, 1st Grade
Westminster ES

Mask Design Project

Students designed their own unique masks while using the same basic materials.



All-Site Projects

By Seniyah 7th Grade
Crozier Middle School

Mask Design Project


Students designed their own unique masks while using the same basic materials.



All-Site Projects

By Kio'mani, 6th Grade
Oak Street TK-8 School

Mask Design Project
Students designed their own unique masks while using the same basic materials.



All-Site Projects

By Reese, 6th Grade
Palms MS

Mask Design Project


Students designed their own unique masks while using the same basic materials.



All-Site Projects

By Madilyn, 2nd Grade
Westminster ES

School Landscape Project
Students painted their favorite place on school campus.

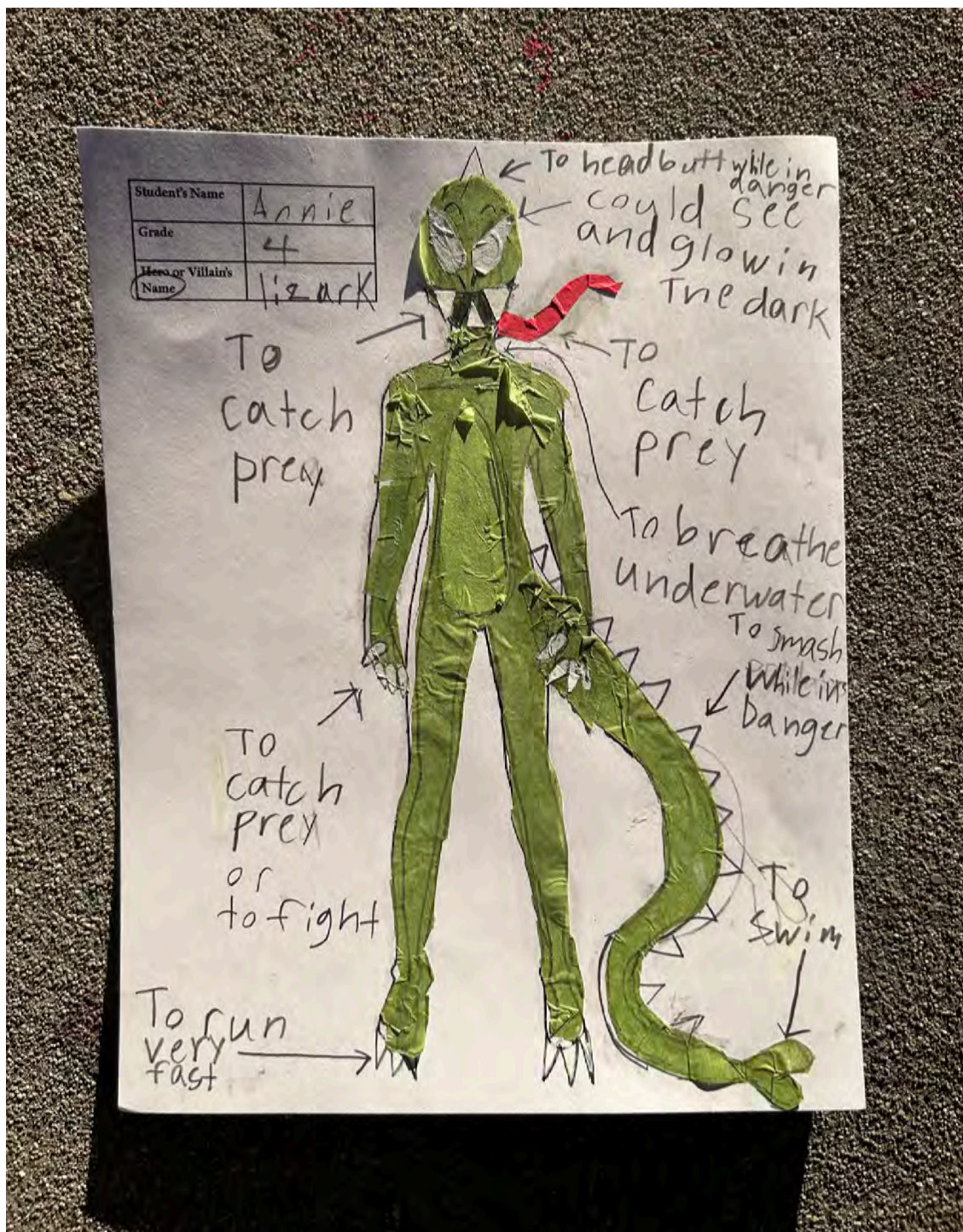


All-Site Projects

**By Aliah, 6th Grade
Webster MS**

Sugar Skull Project

Students learned about Day of the Dead and celebrated by creating their own sugar skull.



All-Site Projects

“Lizark!” By Annabella, 4th Grade Colfax Charter Elementary

Costume Design - Heroes and Villains Project
Students created costume designs with tissue paper for their own unique hero or villain.



All-Site Projects

By Reese, 6th Grade
Palms MS

Sugar Skull Project

Students learned about Day of the Dead and celebrated by creating their own sugar skull.



All-Site Projects

By Hailee, 8th Grade
Palms MS

School Landscape Project
Students painted their favorite place on school campus.


Student's Name	Matrikin
Grade	5th
Hero or Villain's Name	Mrs. Pretty




All-Site Projects

“Mrs. Pretty” By Jai’lynn, 8th Grade
Frank D. Parent TK-8 School

Costume Design - Heroes and Villains Project
Students created costume designs with tissue paper for their own unique hero or villain.

Student's Name	Raya
Grade	12 TH
Hero or Villain's Name	West STAR 



All-Site Projects

“West Star” By Raya, 8th Grade
La Tijera Academy of Excellence
TK-8 School

Costume Design - Heroes and Villains Project
Students created costume designs with tissue paper for their own unique hero or villain.



All-Site Projects

By Kamora, 6th Grade
Woodworth-Monroe TK-8 Academy

Ornament Project

Students decorated an ornament with any art medium. This reindeer was made with acrylic paint, cotton and construction paper.




All-Site Projects

By Chanel, 6th Grade
Bennett-Kew P-8 Leadership Academy
of Excellence

Ornament Project

Students decorated an ornament with any art medium. This ornament was made with paint and pom poms.



All-Site Projects

We Can Build That... Playground Model By Centinela TK-8 School

September's Challenge

They made the playground out of craft sticks, cardboard and hot glue.




All-Site Projects

We Can Build That...
Playground Model

By Woodworth-Monroe TK-8 Academy

September's Challenge

They made the playground out of foam, straws and hot glue.



STEAM TEAM CHALLENGE

We Can Build That...
Playground Model
By Westminster ES

September's Challenge
They made the playground out of cardboard, straws and hot glue.



**STEAM
TEAM
CHALLENGE**

We Can Build That...
Earth

By Frank D. Parent TK-8 School

October's Challenge
They made Earth out of paper, tape and staples.



**STEAM
TEAM
CHALLENGE**


We Can Build That...

Earth

By Bennett-Kew P-8 Leadership Academy of Excellence

October's Challenge

They made Earth out of a balloon, paper and glue.



STEAM TEAM CHALLENGE

We Can Build That...

Spaceship

By Colfax Charter Elementary

November / December's Challenge

They made a spaceship out of sticks, pony beads and hot glue.



STEAM TEAM CHALLENGE

We Can Build That...
Spaceship

By Woodworth-Monroe TK-8 Academy

November / December's Challenge

They made a spaceship out of foam, cardboard and tape.



STEAM TEAM CHALLENGE

We Can Build That...

Spaceship

By Frank D. Parent TK-8 School

November / December's Challenge

They made a spaceship out of cardboard, paper and tape.



STEAM TEAM CHALLENGE

We Can Build That...
Spaceship
By Emerson CCMS

November / December's Challenge
They made a spaceship out of cardboard, foil and hot glue.




STEAM TEAM CHALLENGE

**We Can Build That...
Skyscraper**

**By Bennett-Kew P-8 Leadership
Academy of Excellence**

January / February's Challenge

They made The Twin Towers out of cardboard, paper and hot glue.



STEAM TEAM CHALLENGE

**We Can Build That...
Skyscraper**

By Oak Street TK-8 School

January / February's Challenge


They made The Empire State Building out of cardboard, paper and hot glue.



STEAM TEAM CHALLENGE

We Can Build That...
Skyscraper
By Palms MS

January / February's Challenge
They made The Willis Tower out of cardboard, sticks and hot glue.



STEAM TEAM CHALLENGE

We Can Build That...

Dinosaur

By Colfax Charter Elementary

March's Challenge

They made a T-Rex out of sticks, pipe cleaners and hot glue.



STEAM TEAM CHALLENGE


We Can Build That...

Dinosaur

By Frank D. Parent TK-8 School

March's Challenge

They made a Dilophosaurus out of cardboard, pipe cleaners and hot glue.



STEAM TEAM CHALLENGE

We Can Build That...
Dinosaur
By WGAM

March's Challenge
They made a Brachiosaurus out of balloons, string and super glue.



STEAM TEAM CHALLENGE

We Can Build That...
Dinosaur
By Emerson CCMS

March's Challenge
They made a Pterodactyl out of cardboard, foil and hot glue.



STEAM TEAM CHALLENGE

**We Can Build That...
Castle
By Westminster ES**

April / May's Challenge
They made The Fasil Ghebbi out of cardboard, clay and super glue.



STEAM TEAM CHALLENGE

We Can Build That...
Castle

By Colfax Charter Elementary

April / May's Challenge

They made Cinderella's Castle out of sticks, paper and hot glue.



STEAM TEAM CHALLENGE

**We Can Build That...
Castle**

By Centinela TK-8 School

April / May's Challenge

They made Princess Peach's Castle out of cardboard, paper and hot glue.



STEAM TEAM CHALLENGE

**We Can Build That...
Castle
By Webster MS**

April / May's Challenge
They made The Grey Castle out of cardboard, paper and hot glue.



All-Site Projects

“Scooby” By Kendra, 5th Grade
Highland TK-6 Elementary School

Perler Bead Project - Theme - Cartoons
Students were asked to create cartoons characters using only
Perler Beads.



All-Site Projects

“Disney Time” By Bella, 5th Grade
Payne P-8 STEAM Academy

Perler Bead Project - Theme - Cartoons
Students were asked to create cartoons characters using only Perler Beads.



All-Site Projects

“Sonic Gift” By Monica, 6th Grade
Payne P-8 STEAM Academy

Perler Bead Project - Theme - Cartoons
Students were asked to create cartoons characters using only
Perler Beads.



All-Site Projects

“Belle” By Reese, 6th Grade Palms MS

Perler Bead Project - Theme - Cartoons
Students were asked to create cartoons characters using only
Perler Beads.



All-Site Projects

**Clay Creatures By Ammy, 5th Grade
Bennett-Kew P-8 Leadership Academy
of Excellence**

Clay Creature Project
Students molded imaginary characters out of clay.



All-Site Projects

By Iris, 5th Grade
Highland TK-6 Elementary School

Clay Creature Project
Students molded imaginary characters out of clay.



All-Site Projects

**“Pig Man” By Skylar, 5th Grade
Frank D. Parent TK-8 School**

Clay Creature Project
Students molded imaginary characters out of clay.



All-Site Projects

**“Dreams” By Aniyah, 8th Grade
Palms MS**

Clay Creature Project
Students molded imaginary characters out of clay.



All-Site Projects

**“Cute Puppy” By Sophie, 8th Grade
Webster MS**

Clay Creature Project
Students molded imaginary characters out of clay.



All-Site Projects

“Headache” By Isabella , 5th Grade
Centinela TK-8 School

Cubism Project

Students learned about cubism and how to make a painting or mask using simple geometric shapes and interlocking planes.



All-Site Projects

“Polar Cube” By Adam, 2nd Grade
Westminster ES

Cubism Project

Students learned about cubism and how to make a painting or mask using simple geometric shapes and interlocking planes.



All-Site Projects

“Goku” By Henry, 8th Grade
Woodworth-Monroe TK-8 Academy

Cubism Project

Students learned about cubism and how to make a painting or mask using simple geometric shapes and interlocking planes.



All-Site Projects

“Simpsons” By Ja’lynn, 8th Grade
Frank D. Parent TK-8 School

Cubism Project

Students learned about cubism and how to make a painting or mask using simple geometric shapes and interlocking planes.



All-Site Projects

“Mixed Up” By Sophia, 8th Grade
Webster MS

Cubism Project

Students learned about cubism and how to make a painting or mask using simple geometric shapes and interlocking planes.



All-Site Projects

“Frog World” By Zion, 5th Grade
Riverside Drive Charter School

Watercolor Rain Forest
Students painted rain forest themed art with watercolors.



All-Site Projects

By Christina, 8th Grade
Centinela TK-8 School

Watercolor Rain Forest
Students painted rain forest themed art with watercolors.



All-Site Projects

“Tuscan” By Saada, 6th Grade LACES

Watercolor Rain Forest

Students painted rain forest themed art with watercolors.



All-Site Projects

**“Cat Flower” By Sophia, 8th Grade
Webster MS**

Watercolor Rain Forest

Students painted rain forest themed art with watercolors.



All-Site Projects

By Tayden, 5th Grade
Oak Street TK-8 School

Positive and Negative Space Project
Students played with the concept of negative space to make
their design pop off the page.



All-Site Projects

“Dragon” By Alexis, 2nd Grade Colfax Charter Elementary

Positive and Negative Space Project
Students played with the concept of negative space to make their design pop off the page.



All-Site Projects

“Moose” By Wilder, Kinder Riverside Drive Charter School

Positive and Negative Space Project
Students played with the concept of negative space to make
their design pop off the page.



All-Site Projects

By Janai, 6th Grade
Bennett-Kew P-8 Leadership Academy
of Excellence

Positive and Negative Space Project
Students played with the concept of negative space to make
their design pop off the page.



All-Site Projects

“Just Cheer” By Zuriyah, 5th Grade
Highland TK-6 Elementary School

Tote Bag Design Project
Students used fabric pens and paint to customized their own bag.



All-Site Projects

“Winter Fox” By Stevie, 2nd Grade
Westminster ES

Tote Bag Design Project
Students used fabric pens and paint to customize their own bag.



All-Site Projects

“Frogs” By Mayrinn, 6th Grade
Bennett-Kew P-8 Leadership Academy
of Excellence

Tote Bag Design Project

Students used fabric pens and paint to customized their own bag.



All-Site Projects

“Princess” By Sukhari, 8th Grade
Emerson CCMS

Tote Bag Design Project
Students used fabric pens and paint to customized their own bag.



All-Site Projects

“Thank You” By Jai’lynn, 8th Grade
Frank D. Parent TK-8 School

Tote Bag Design Project
Students used fabric pens and paint to customized their own bag.



All-Site Projects

“Grumpy” By Sophia, 8th Grade
Webster MS

Tote Bag Design Project
Students used fabric pens and paint to customized their own
bag.



All-Site Projects

“Powers” By Anabella, 4th Grade Colfax Charter Elementary

Agamograph Project

Agamographs are the 3D style drawing projects that display different images from different angles.



All-Site Projects

By Kio'Mani, 7th Grade
Oak Street TK-8 School

Agamograph Project

Agamographs are the 3D style drawing projects that display different images from different angles.




All-Site Projects

By Zae'Myune, 5th Grade
Hudnall TK-6 Elementary School

Anime Character Design Project
Students created fan art of popular anime characters from
film and television.

大家好你好吗



All-Site Projects

By Jorge, 6th Grade
Centinela TK-8 School

Anime Character Design Project
Students created fan art of popular anime characters from
film and television.



All-Site Projects

By Jaylen and Jaden, 8th Grade
Crozier Middle School

Anime Character Design Project
Students created fan art of popular anime characters from
film and television.



All-Site Projects

By Kaela, 7th Grade
Emerson CCMS

Anime Character Design Project
Students created fan art of popular anime characters from
film and television.



All-Site Projects

By Ezra, 7th Grade
Marina Del Rey MS

Anime Character Design Project
Students created fan art of popular anime characters from
film and television.



All-Site Projects

Ryn, 8th Grade
Webster MS

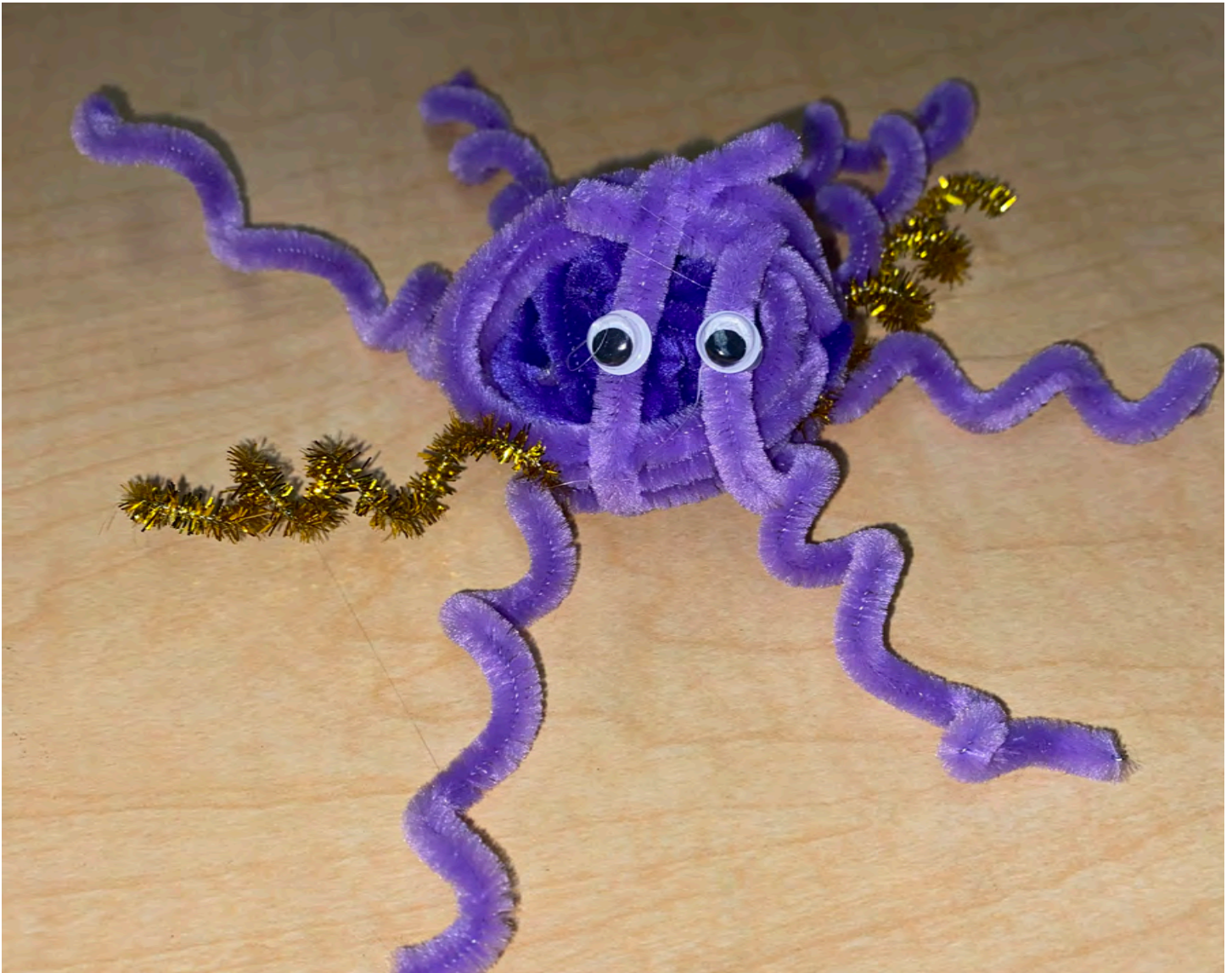
Anime Character Design Project
Students created fan art of popular anime characters from
film and television.



All-Site Projects

By Kai, 5th Grade
Bennett-Kew P-8 Leadership Academy
of Excellence

Pipe Cleaner Sculpture Animals
Students created animals using only pipe cleaners.



All-Site Projects

**“Underwater” By Hilary, 5th Grade
Hundall**

Pipe Cleaner Sculpture Animals
Students created animals using only pipe cleaners.



All-Site Projects

“Lion” By Princeton, 5th Grade
Westminster ES


Pipe Cleaner Sculpture Animals
Students created animals using only pipe cleaners.



All-Site Projects

**“Tuscan” By Sophia, 8th Grade
Webster MS**

Pipe Cleaner Sculpture Animals
Students created animals using only pipe cleaners.



All-Site Projects

By Kevin, 5th Grade
Bennett-Kew P-8 Leadership Academy
of Excellence

Drawstring Bag Design Project
Students used fabric pens and paint to customized their own
bag.



All-Site Projects

By Iris, 5th Grade
Highland TK-6 Elementary School

Drawstring Bag Design Project
Students used fabric pens and paint to customized their own bag.



All-Site Projects

By Amanda, 7th Grade
Bennett-Kew P-8 Leadership Academy
of Excellence


Drawstring Bag Design Project
Students used fabric pens and paint to customized their own
bag.



All-Site Projects

By Reese, 6th Grade
Palms MS


Drawstring Bag Design Project
Students used fabric pens and paint to customized their own bag.



All-Site Projects

By Connor, 3rd Grade
Westminster ES

3D Perler Bead Sculpture Project
Students elevated their Perler Bead designs with three dimensions— length, width and height.




All-Site Projects

By Yamell, 5th Grade
Hudnall TK-6 Elementary School

3D Perler Bead Sculpture Project
Students elevated their Perler Bead designs with three dimensions— length, width and height.



Camille 7th Grade
Bennett-Kew P-8 Leadership Academy of Excellence



Yazmine, 8th Grade
Centinela TK-8 School



Naive, 6th Grade
Marina Del Rey MS



Kryssie, 7th Grade.
Emerson CCMS

All-Site Projects

Collection of 3D Perler Beads From Multiple Sites

3D Perler Bead Sculpture Project
Students elevated their Perler Bead designs with three dimensions— length, width and height.



All-Site Projects

By Savanna, 6th Grade
LACES

3D Perler Bead Sculpture Project
Students elevated their Perler Bead designs with three dimensions— length, width and height.



All-Site Projects

By Onaya, 8th Grade
Palms MS

Thank You Card Design Project

In June, students were asked to design thank you cards for people that made their school year special.



All-Site Projects

By Devyn, 5th Grade
Frank D. Parent TK-8 School

Spring Clipboard Design
Students decorated clipboards with any art medium with the theme of Spring.



All-Site Projects

By Andrew, 7th Grade
Bennett-Kew P-8 Leadership Academy
of Excellence

Spring Clipboard Design
Students decorated clipboards with any art medium with the
theme of Spring.



All-Site Projects

“Waterfall” By Vera, 7th Grade
Oak Street TK-8 School


Spring Clipboard Design
Students decorated clipboards with any art medium with the theme of Spring.



All-Site Projects

By Gizelle, 5th Grade
Hudnall TK-6 Elementary School

Spring Clipboard Design
Students decorated clipboards with any art medium with the theme of Spring.



All-Site Projects

By Kaitlyn, 8th Grade
Marina Del Rey MS

Spring Clipboard Design
Students decorated clipboards with any art medium with the theme of Spring.



All-Site Projects

By Eden, 7th Grade
Emerson CCMS

Spring Clipboard Design
Students decorated clipboards with any art medium with the theme of Spring.



All-Site Projects

By Rose, 3rd Grade
Riverside Drive Charter School

DIY Sun Catcher Project
Students made sun catchers with clear sheets of plastic,
markers and a frame.



All-Site Projects

By Stevie, 2nd Grade
Westminster ES

DIY Sun Catcher Project
Students made sun catchers with clear sheets of plastic,
markers and a frame.



All-Site Projects

By Shanel, 7th Grade
Oak Street TK-8 School

DIY Sun Catcher Project
Students made sun catchers with clear sheets of plastic,
markers and a frame.



All-Site Projects

By Hannah, 7th Grade
Emerson CCMS

DIY Sun Catcher Project
Students made sun catchers with clear sheets of plastic,
markers and a frame.



Mystery Art Box Challenge

“Friendship Mood Board” By Emerson CCMS

September Challenge Theme: Friendship
Mystery Art Items: Giant Foam Tic Tac Toe Board, Foam X's
and O's, Stickers, Paint and Black Markers.



Mystery Art Box Challenge

“What Makes a Friend?”
By Centinela TK-8 School

September Challenge Theme: Friendship
Mystery Art Items: Giant Foam Tic Tac Toe Board, Foam X's and O's, Stickers, Paint and Black Markers.



Mystery Art Box Challenge

“Pete The Cat”
By Palms MS


October Challenge Theme: Favorite Children’s Book
Mystery Art Items: Two Chairs, One Table, Glow in the Dark
Paint, Stickers and Glow in the Dark Tape.



Mystery Art Box Challenge

**“Anansi The Spider!”
By Riverside Drive Charter School**

October Challenge Theme: Favorite Children’s Book
Mystery Art Items: Two Chairs, One Table, Glow in the Dark
Paint, Stickers and Glow in the Dark Tape.



Mystery Art Box Challenge

“B.T.S.”
By Bennett-Kew


November / December Challenge Theme: K-Pop
Mystery Art Items: Foam, Pipe Cleaners, Party Hat, Gold Tape,
Wooden Heart, Paint Pens and Air Dry Clay.



Mystery Art Box Challenge

“Music Boxes” By Crozier Middle School


November / December Challenge Theme: K-Pop
Mystery Art Items: Foam, Pipe Cleaners, Party Hat, Gold Tape,
Wooden Heart, Paint Pens and Air Dry Clay.



Mystery Art Box Challenge

“K-Pop Overload” By Emerson CCMS

November / December Challenge Theme: K-Pop
Mystery Art Items: Foam, Pipe Cleaners, Party Hat, Gold Tape,
Wooden Heart, Paint Pens and Air Dry Clay.



Mystery Art Box Challenge

“Anger and Stitch” By Colfax Charter Elementary

January / February Challenge Theme: Disney Costume
Mystery Art Items: Tissue Paper, Gemstones, Wrapping Paper,
Gift Bags, Felt, Paint Sticks and Ribbon.



Mystery Art Box Challenge

“Princess Tiana”

By Frank D. Parent TK-8 School

January / February Challenge Theme: Disney Costume
Mystery Art Items: Tissue Paper, Gemstones, Wrapping Paper,
Gift Bags, Felt, Paint Sticks and Ribbon.



Mystery Art Box Challenge

**“Minnie and Cinderella’s Party Dress”
By Palms MS**

January / February Challenge Theme: Disney Costume
Mystery Art Items: Tissue Paper, Gemstones, Wrapping Paper,
Gift Bags, Felt, Paint Sticks and Ribbon.



Mystery Art Box Challenge

“Princess Tiana and Sleeping Beauty”
By Centinela TK-8 School

January / February Challenge Theme: Disney Costume
Mystery Art Items: Tissue Paper, Gemstones, Wrapping Paper,
Gift Bags, Felt, Paint Sticks and Ribbon.



Mystery Art Box Challenge

“Fantastic Forest”

By Hudnall TK-6 Elementary School

April / May Challenge Theme: The Forest

Mystery Art Items: Dollhouse, Chopsticks, Plastic Ornament,
Air Dry Clay, Paint Sticks and Green Fringe.



Mystery Art Box Challenge

“The Great Outdoors” By Webster MS

April / May Challenge Theme: The Forest
Mystery Art Items: Dollhouse, Chopsticks, Plastic Ornament,
Air Dry Clay, Paint Sticks and Green Fringe.



**Mystery
Art Box
Challenge**
LIVE EDITION

By La Tijera Academy of Excellence
TK-8 School and Hudnall TK-6 Elementary
School

First IUSD Big Tuesday! - May 14, 2024 at Highland
Theme: "School Mascot" Canvas Banners
Mystery Art Items: Paint Sticks, Aluminum Foil, Paper, Pom
Poms, Highlighters, Foil Paper and Googly Eyes.



Mystery Art Box Challenge *LIVE EDITION*

By Webster MS, Palms MS, Westminster ES and Emerson CCMS

Big Tuesday - June 4, 2024 at Webster

Theme: "Space" Easel


Mystery Art Items: Neon Labels, Paint Markers, Graph Paper, Highlighters, Markers, Finger Puppet and Pinwheel.



**Mystery
Art Box
Challenge**
LIVE EDITION

By Emerson CCMS and
Westminster ES

Big Tuesday - December 12, 2023 at Emerson
Theme: "Beach" Vertical Corn Hole Boards
Mystery Art Items: Paint, Paint Markers, Foam Sheets, Pipe
Cleaners, Paint Sticks, Graph Paper and Tissue Paper.



**Mystery
Art Box
Challenge**
LIVE EDITION

By Colfax Charter Elementary
and Riverside Drive Charter School

Big Tuesday - December 5, 2023 at Colfax
Theme: "School Spirit" Corn Hole Boards
Mystery Art Items: Foam Sheets, Pipe Cleaners, Paint Sticks,
Graph Paper and Tissue Paper.



**Mystery
Art Box
Challenge**
LIVE EDITION

By Palms MS and Emerson CCMS

Big Tuesday - March 5, 2024 at Marina Del Rey MS

Theme: "Hello Kitty" Pop Canopy Tents

Mystery Art Items: Silver Bow, Paint Sticks, Markers, Pom Poms, Foam Hearts, Googly Eyes, Foam Sheets and Highlighters.


Team Prime Time would like to thank those in the community who continue to make sure our students can find their voice through the arts:

Cindy Simon, TPT Patroness of the Arts

SHARE, Inc.

Johnny Carson Foundation



Loyola Marymount University



Thank You Card Designs By Bennett-Kew P-8 Leadership Academy of Excellence and Marina Del Rey MS



TEAM PRIME TIME'S
2023-24
art
PORTFOLIO



Team_Prime_Time



Team Prime Time



@TeamPrimeTimeLA



teamprimetime.org

Art Wall at Bennett-Kew P-8 Leadership Academy of Excellence

